














Patrón Cora / Cora Pattern

Por / By Andrea Condés

Talla / Size	
	34
	36
	38
	40
	42
	44
	46
	48
	50
	52


NO IMPRIMAS TODAS LAS TALLAS

Es mucho más fácil si solo imprimes tu talla.

Es tan fácil como seleccionar este icono  en Adobe Acrobat antes de imprimir y ocultar las capas que no necesites.

DON'T PRINT ALL SIZES!

It is much easier if you print only the size or sizes you are interested in.


It's as easy as selecting this icon  in Adobe Acrobat before printing and hide the layers of the sizes you don't need.


5 cm

TEST
SQUARE

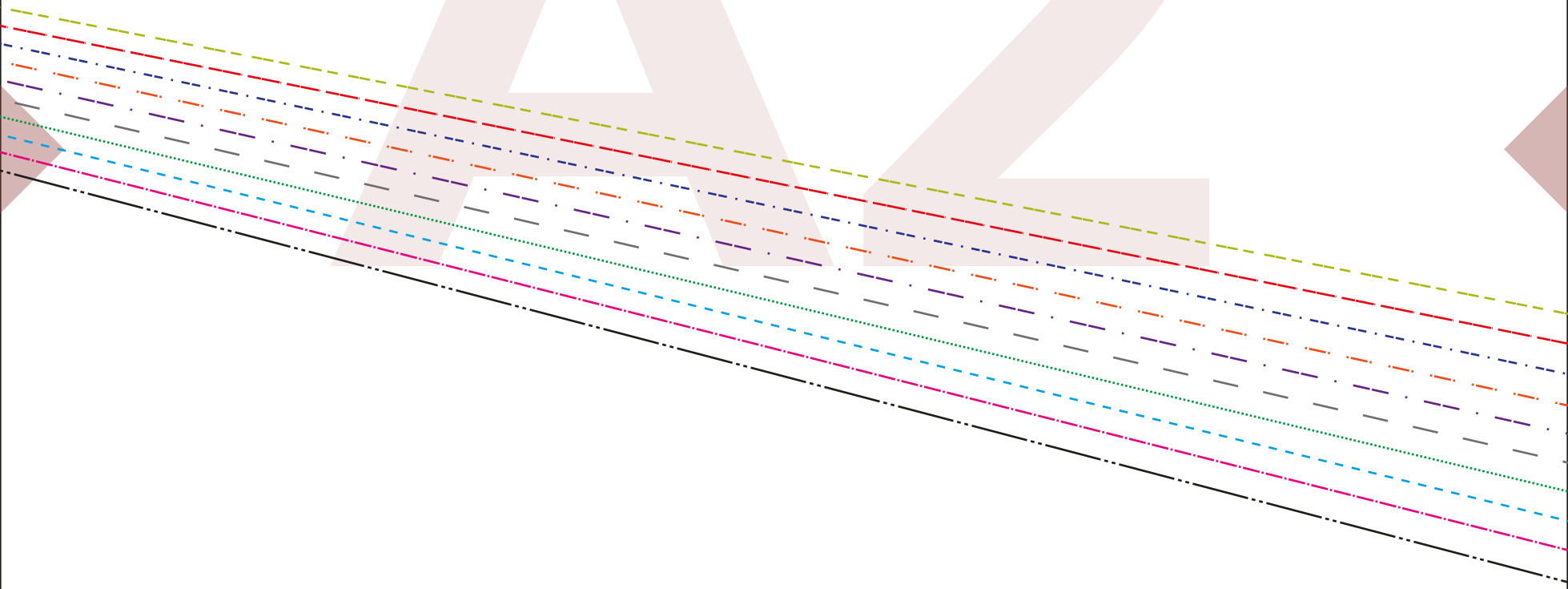
PRUEBA
IMPRESIÓN

5 cm

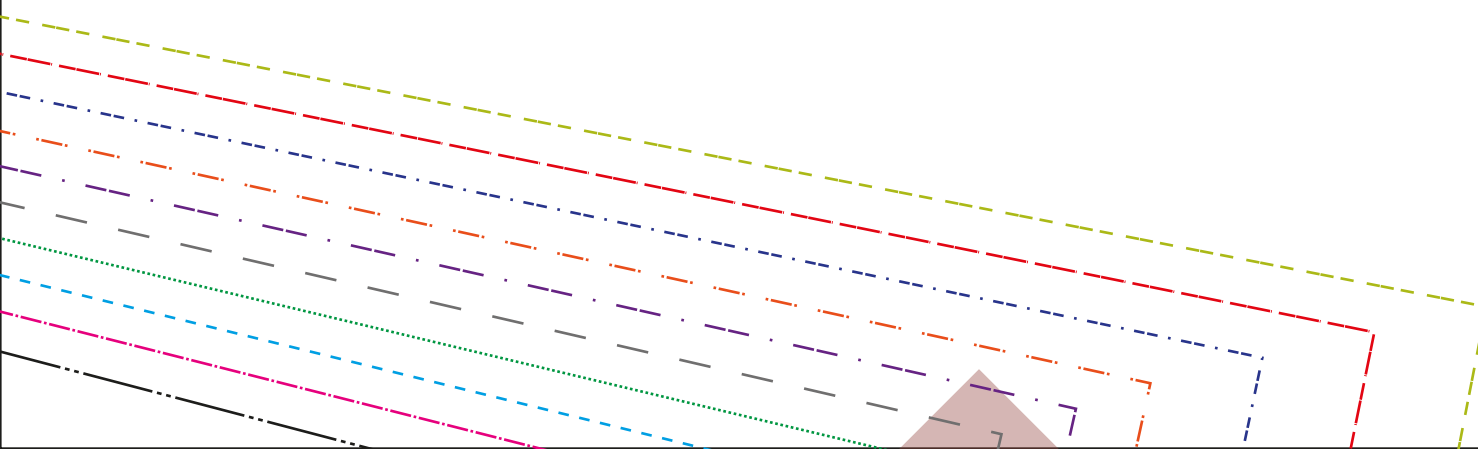




A2



A3



BO

B

1



Patrón Cora / Cora P

Delantero y trasero / Fron


x2




B2

Pattern


front and back piece



CO

The top half of the page features a light gray background. In the center, the letters 'C' and 'T' are rendered in a large, light beige, sans-serif font. A black arrow points downwards from the top center towards the 'T'. On the left and right sides, there are brown triangular shapes pointing towards the center.

CT



C2

